


THE CHRISTIAN SOLDIER



- Lessons for primary and junior primary children.
- Instructions for 5, 20, 60 or 90 minute programs.
- Salvation/Christian growth emphasis.
- Ideal for any children's ministry.


**PUT ON THE
ARMOUR OF
GOD**

1.
Belt of Truth
2.
Breastplate of
Righteousness
3.
Shoes of the
Gospel of Peace
4.
Shield of Faith
5.
Helmet of
Salvation
6.
Sword of the
Spirit



The Christian Soldier

USING GOD'S ARMOR TO WIN OVER SIN



Author: Katherine Hershey

Artists: Bill Biel, Deborah Behl, Thelma Seals

Copyright ©1980, 1981 by Child Evangelism Fellowship Inc.
All rights reserved.

No portion of this book may be reproduced in any form without permission of the publisher.

This CEF PRESS® item was produced by CHILD EVANGELISM FELLOWSHIP® INC. CEF® INC. is a Bible-centered, worldwide, faith organization, composed of born-again believers. Its purposes are to evangelize boys and girls, disciple them in the Word of God and establish them in the local church. This is accomplished through Good News Clubs®, 5-Day Clubs®, fair ministries, camp ministries and related programs. For more information and a descriptive catalog of products, contact your local CEF director or the publisher.



CEF PRESS®
A ministry of Child Evangelism Fellowship® Inc.
Helping You Evangelize Children
WARRENTON, MO 63383-0348

ISBN 1-55976-138-5

How to Lead A Child to Christ

1. Show him his **NEED** of salvation; that all persons are not going to Heaven; that no one in himself is good enough to go (Romans 3:23; Revelation 21:27; John 8:21, 24).

2. Show him the **WAY** of salvation. It is by grace a free gift because the Lord Jesus took our place on the cross rising from the dead (Ephesians 2:8; 1 Corinthians 15:3, 4).

3. Lead him to **RECEIVE** the gift of salvation, even Jesus Christ as his substitute (John 1:12).

4. Show him that he now has salvation (John 3:36; Acts 13:38).

5. Lead him to **CONFESS** Christ (Matthew 10:32). This confession should be made to you, other workers, later to his friends, and as circumstances permit, in a public church service.

WHAT YOU CAN TEACH CHILDREN FROM THIS LESSON . . .

Why it is easy to sin and hard to do right

Satan is our enemy who seeks to trick us

Jesus is our protection against Satan

What the armor of God is and how to use it

The importance of confessing sin

How to receive Christ as personal Saviour

How to Lead A Child in Consecration

1. Question the child relative to his salvation, giving him opportunity to confess Christ to you. If he does not show clarity on this point, he is not ready for consecration. Go over with him the steps given in leading a child to Christ.

2. If he is clear on the reality of his salvation, lead him to give himself to God today by fully obeying what he knows God wants him to do (Romans 12:1 or 1 Corinthians 6:19, 20).

3. Show him that the Holy Spirit who lives in him will make known to him through the Word of God what He wants him to do each day (John 14:26); e.g. obey parents (Colossians 3:20), witness for Christ where he is (Acts 1:8), set aside a time for reading the Bible and prayer (1 Timothy 2:1-5; 4:15; 2 Timothy 2:15), live every part of his life to please God (1 Timothy 4:12).

4. Now that you have talked these things over with the child lead him in a prayer of dedication: "Dear Lord Jesus, today I give myself to You. I want You to take control of my life. Help me to live each day to please you. Help me to be faithful in reading Your Word that I may know Your plan for me." Lead the child in a prayer of thanks.

5. Help the child to see that it is a sin for him to take control again of his own life, and that when he sins, he should confess it to God, trusting Him to forgive. He then should allow God to once more take control of his life (1 John 1:9; Proverbs 3:5, 6).

HOW THIS LESSON CAN FIT YOUR TIME PERIOD . . .

2-3 minutes—The lesson easily divides into continued short segments for a Christian growth emphasis during five class periods.

5-7 minutes—A short devotional on the armor of God can be lifted from this lesson.

10 minutes—Divide the lesson for a two-part presentation

20 minutes—Teach complete lesson as given.

1 hour—Plan a correlated teaching hour using the memory verse, songs, lesson and an exciting review.

1½ hours—In addition to the hour program use meaningful activities to reinforce the teaching objective for the saved child.

COMPLETE HELPS FOR ALL OF THESE PROGRAMS ARE INCLUDED IN THIS BOOK!

2-3 MINUTES—Five-part continued lesson

Use short segments for five class sessions during worship time or along with a study on Christian living, to help the children know how to use God's armor to stand against Satan. "I'm a Soldier of King Jesus" can be sung with parts ① and ②. Use "The Christian Soldier" with parts ③ through ⑤.

Encourage your students to participate through a DISCUSSION QUESTION or SOMETHING TO THINK ABOUT during the week:

- Part ① DISCUSSION QUESTION—Was Brian's sin of stealing too bad for God to forgive? (Discuss God's promise in 1 John 1:9.)
- Part ② DISCUSSION QUESTION—Why has God given us armor? (Discuss memory verse—Ephesians 6:11.)
- Part ③ DISCUSSION QUESTION—What do you have to do to use each piece of armor? (Belt—Know and believe the Bible; breastplate—choose right; shoes—be ready to stand against Satan because your sins are forgiven; shield—trust God's promises; sword—learn God's Word and say it when tempted; helmet—choose right thoughts)
- Part ④ SOMETHING TO THINK ABOUT—This week draw a shield of faith and some of the "arrows" that Satan shoots at you to try to make you disobey God. (Give children an opportunity to share the following week. Arrows could include: discouragement, fear, doubt, selfishness, hate, etc.)
- Part ⑤ SOMETHING TO THINK ABOUT—Think of one thing Satan often tempts you to do wrong. Write it on a slip of paper and drop it in the box (Teacher: provide a box with slit in top). Next week I will give a list of verses and you can choose the one you want to learn to stop Satan from winning over you.

5-7 MINUTES—Devotional

Aim: To help the children know what God's armor is and what it does for them. Teach from the shaded section of the lesson. Make clear to the children that only those who have received Christ as their Saviour have God's armor. If unsaved children are present in your group, use closing paragraphs of the lesson to assist you in giving an invitation.

Prayer: That every child will use the wonderful armor God has given him to stand against Satan.

10 MINUTES—Two-part story

This lesson can be told in two parts as indicated in text.

20 MINUTES—Complete lesson

Teach entire lesson as given.

1-HOUR CLASS

CORRELATED TEACHING SCHEDULE:

Introduction—"Today, we're going to talk about soldiers, an army, a battle and an enemy. As we sing our first song, listen closely and then I'll have some questions for you."

Song—I'm in His Majesty's Army

Questions—Identify: the enemy (Satan), our leader (God), the soldier (the Christian), the battle (good and evil—right and wrong). (Do not discuss; only list as preparation for the lesson time.)

Quiz about Satan

Song—I'm a Soldier of King Jesus

Prayer

Lesson—The Christian Soldier
 Memory Verse Drill
 Lesson Review—Question and Answer Time or song, The Christian Soldier
 Take-home Application
 Song—I'm a Soldier of King Jesus or The Christian Soldier

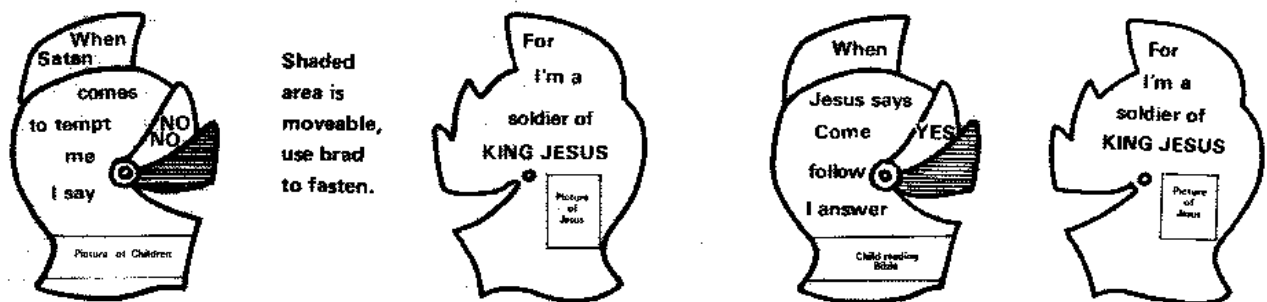
SPECIFIC HELPS FOR THE HOUR PROGRAM:

Songs

I'm in His Majesty's Army, *Salvation Songs for Children, Number 2*, No. 24
 I'm a Soldier of King Jesus, *Salvation Songs for Children, Number 4*, No. 38
 The Christian Soldier, *Salvation Songs for Children, Number 2*, No. 29
 Optional second stanza for The Christian Soldier:

O fight the good fight like a soldier,
 Put on the whole armor of God—
 The truth, righteousness, and salvation;
 Have pea-ce; use faith and God's Word;
 Then pray as you fight 'neath His banner.
 And stand 'gainst the wiles of the foe,
 The Saviour the vict'ry will give you,
 And be with you where-e'er you go!

This stanza identifies the pieces of armor for the child. You may wish to visualize the song, "I'm a Soldier of King Jesus," by placing words on a helmet. The shaded section of the helmet is moved up over the words, "No, No" and "Yes" until the time they are sung.



Verse

The suggested memory verse, Ephesians 6:11, is taught within the lesson.

For a variation in drilling the verse, print the first letter of each word on a chart:

E 6 11
 P O T W A O G
 T Y M B A T S
 A T W O T D

Divide class into four groups, having each group recite one line.

Quiz about Satan

Let's see what we know about God's enemy and ours.

1. What are some of the names you know for the enemy of God? (Satan, the devil, dragon, angel of light, father of lies, serpent, Lucifer, the wicked [evil] one, tempter, god of this world [age], prince of the power of the air, prince of this world. Acts 5:3; Revelation 20:2; 2 Corinthians 11:14; John 8:44; Isaiah 14:12; Matthew 13:19; Matthew 4:3; Ephesians 2:2.)
2. Where did Satan come from? (He was an angel of God's creation. He came from Heaven. Isaiah 14:12-14; Ezekiel 28:13, 14.)

3. Why didn't Satan or the devil stay in Heaven? (He was thrown out because he disobeyed God. He wanted to be as great as God. Ezekiel 28:15, 16.)
4. What is the name given to the angels who were thrown out with Satan and who serve him? (Demons or evil spirits; KJV states devils, which should be rendered demons—there is only one devil. Matthew 12:24.)
5. Who is stronger—God or Satan? (God. 1 John 4:4.)
6. Where is Satan now? (At times on earth and at times between the earth and Heaven. He sometimes appears before God to accuse the children of God. Ephesians 6:12; Job 1:6; Zechariah 3:1, 2; Ephesians 2:2; Revelation 12:10.)
7. What do Satan and his angels do? (They go against God and tell us to go against Him by doing bad things. John 13:2; Acts 5:3.)
8. What evil things does Satan try to do to people today? (He tries to keep people from believing in Jesus as Saviour. He tries to keep those who do believe in Jesus from telling others of the Saviour. 2 Corinthians 4:3, 4.)
9. How will God punish Satan and his angels (demons) in the end? (They will be thrown into the lake of fire where they will suffer forever and ever. Revelation 20:10.)—*Darlene McDonald*

Lesson

Remove colored insert pages from the center of the book by lifting the ends of the staples. Close staples again to keep book intact. Cut out visuals for use on the flannelboard. Assemble soldier as shown on cover of book. Note numbers on armor pieces.

Select from the four figures representing Doug and Brian those best suited for your teaching situation. Change the names or details in the illustration to adapt to your class. Arrows, figure of Christ and Bible are used in lesson application. Word-strips on inside back cover may be placed beside each piece of armor as you teach the lesson.

THE CHRISTIAN SOLDIER

Teaching Objectives:

For the unsaved—to show the child how he may receive Jesus Christ as Saviour.

For the saved—to teach him how to use the armor which God has provided as his protection against Satan.

Main Truth:

God wants me to use His armor and trust Jesus to help me do right.

Scripture for the Teacher's Study:

Ephesians 6:10-18a; Matthew 4:1-11; Luke 4:1-13.

(PART ONE)

① (Place figure representing Brian)

Brian jumped on his bike and headed down the street to Doug's house.

(Place figure representing Doug)

"Hi, Doug," he called. "I just got my allowance. I've just enough to buy that knife like yours now. Want to come along?"

Doug went for his bike and together the boys pedaled downtown. "I hope there's still one there," Doug said. "There weren't many left the other day." Doug nodded, but Brian didn't notice.

They screamed to a stop in front of Joe's Sporting Goods and hurried inside. "There it is," Brian exclaimed and then caught his breath. "Boy! Look at that. Only one left." Suddenly he stopped.

"Doug, what was the price the other day?"

"One dollar and fifty cents," Doug answered.

"That's what I thought. Now look. The price is \$2.00. I don't have \$2.00. And, if I don't buy it now it will be gone," Brian moaned. "I've just got to have it for camp next week."

Doug moved closer to Brian and whispered. "The store is nearly empty. No one is looking our way. Just drop it into your pocket. No one will ever know."

Hardly thinking what he did, Brian slipped his hand into his pocket and the knife was there, too. The boys turned and slowly walked out of the store. Doug was whistling. Brian's breath came in short quick gasps. They rode fast until they came to the park.

Brian pulled his bike behind a clump of bushes and plopped down on the ground. Doug followed. "Doug, I shouldn't have done that," Brian panted.

"Why not? No one need ever know," Doug said.

"God knows," Brian answered. His heart pounded too much to say any more. But he was doing a lot of thinking *God knows and I sinned against Him by stealing.*

Brian was a Christian. He remembered the day when he had first understood he was a sinner. The Bible said he had been born with a sinful heart (Psalm 51:5). He realized that because he was a sinner he did wrong things. He learned that because of sin, he was separated from God. The Bible said, "The wages of sin is death," and that death meant separation from God. But Brian also learned that God loved him and had made a way for him to be saved from sin.

These things were not only true of Brian. They are true of *you*, too, and of every person who has been born into this world. God wants you to be in Heaven with Him some day, but your sin . . . lying, stealing, cheating, disobedience, meanness . . . cannot enter Heaven. God's Son, the Lord Jesus Christ, came from Heaven to earth to take the punishment for your sins.

Brian knew the Bible says, "Christ died for our sins" (1 Corinthians 15:3). He had learned that Jesus gave His precious blood in payment for his sins. Brian knew, too, that Jesus rose from the grave, never to die again and that He lives in Heaven.

After Brian received the Lord Jesus, he began to love Him very much. He wanted to do the things which pleased Him. When he did something wrong and displeased the Lord, Brian was not happy until he talked to the Lord about that sin. The Bible called it confessing his sin—admitting to God that what he had done was wrong—and being forgiven. But Brian was sure he had never

done anything as bad as taking that knife. Why had he done it? Have you ever done something like stealing or lying, or saying a bad word and wished you hadn't?

- ② Brian knew that Doug could not understand how he felt about his sin. Doug had never received the Lord Jesus. Doug could not understand why Brian felt guilty—no one had seen him take the knife.

(Remove Doug)

Brian's mother knew he had gone to the store to buy the knife, so she was not surprised to see it. Brian had been careful to remove the price tag, for he had told her it was \$1.50. "I'm glad I have it just in time for camp," Brian said, placing it in his suitcase. But in his heart he was not really glad.

Brian went to camp on Monday. It was there he learned why it is so easy to sin. The devil is an enemy who wants to destroy our happiness and our witness for the Lord Jesus. The Bible says the devil is like a "roaring lion, seeking someone to devour," or "tear apart." Brian was beginning to understand now why it was hard for him to do right. He began to wonder if his problems with lying and being deceitful and stealing could ever be solved.

One day the teacher was telling the campers about a verse from God's Word. "Put on the whole armor of God that ye may be able to stand *against* the wiles, (schemes or tricks) of the devil" (Ephesians 6:11). Brian's ears perked up right away.

"Don't think there is something wrong with you when you are tempted to sin," the teacher said, "God knows about the schemes of Satan, and He has a way for us to stand against Him. The devil, or Satan, tried to destroy the Lord Jesus, too, and tempted Him to do wrong. But the Lord Jesus did not sin. He used the Word of God to turn Satan away."

Brian listened carefully to learn about the "whole armor" which God provided for us to stand up against the devil.

The campers memorized the verse. "Put on the whole armor of God . . ."

(Drill the verse before proceeding)

Armor is a special kind of suit worn for protection. A deep-sea diver wears a kind of armor. Long ago soldiers wore a kind of armor. But just what was the armor of God? And how could Brian put it on?

Brian learned first that the armor of God was provided for him, to protect him from Satan. It was as if God said,

"Wear my armor to be safe from Satan." God knew all about Brian's problems. God knew much more about the tricks of Satan than Brian knew.

Brian was really excited to learn about the parts of God's armor. The Christian soldier's armor was like the armor of the long ago soldier. God provided this suit of protection for every Christian.

(PART TWO)

- ③ Although you cannot see the armor God has given to protect you, these pictures will remind you of the parts of the Christian soldier's armor.

(Place belt, figure 1)

There was the strong wide piece worn around the middle of the body like a belt. The Bible calls this truth. So we speak of this part of the armor as the belt of truth. God is the one who always tells us the truth. Jesus said, "I am the truth" (John 14:6). You need to know and believe the truth. Satan is called the "Father of lies." He is always happy when we believe something that is different from what God says. Jesus is your protection against Satan's lies and He will help you tell the truth.

(Place breastplate, figure 2)

Above the belt a breastplate was worn over the chest as protection for the heart. The Christian soldier's breastplate is called the breastplate of righteousness. Jesus gives us His righteousness (1 Corinthians 1:30). He gives us power to choose right and to do it. When you and I as Christians do not do right, Satan is quick to point this out to others. We need to confess our sins immediately (1 John 1:9). *26/5/21*

(Place shoes, figure 3)

There were special shoes the soldiers wore which helped them stand firm in battle. The Christian soldier's shoes are called "the preparation of the Gospel of peace." The Gospel of peace prepares you to stand firm against Satan. How? When you believe the Gospel—the good news that Jesus died for your sins—your sins are forgiven. You have peace in your heart because you know that Jesus paid for your sins and you belong to God forever. *Eph 6:10 Rom 10:15 Is 52:7*

(Place shield, figure 4)

Then, there was a shield. The soldier carried the shield in one hand and could move it to protect any part of his body. The Christian soldier's shield is called the shield of faith. You use it by believ-

ing and trusting God's promises. As you trust His promises, He will protect you from Satan. Satan wants you to doubt God's Word, but believing God will stop Satan's arrows from hurting you.

(Place bent arrows against the shield)

For the head there was the helmet.

(Place helmet, figure 5)

Brian understood about helmets . . . for football players . . . motorcycle riders . . . soldiers, today, as well as long ago. Brian learned that when he received the Lord Jesus as his Saviour from sin, he received the helmet of salvation. Salvation means to be *saved* from our sins (Acts 16:31). When the Lord Jesus lives in our hearts He wants us to have right thoughts. Satan knows that when we allow wrong thoughts to stay in our minds, soon we will *do* wrong. If only Brian had asked the Lord Jesus to help him when Doug whispered that wrong thought in his ear!

(Place sword, figure 6)

For the other hand there was the sword, called the sword of the Spirit. This sword is really the Bible, the Word of God.

(Place Bible)

Brian knew that God the Holy Spirit lived in his heart since he became a Christian. If he learned verses from God's Word he could repeat them when Satan tempted him to do wrong things. Each verse was like a sword to be used against God's enemy.

- ④ Brian was excited the day they talked about how the Lord Jesus used the sword of the Spirit against Satan. For forty days Jesus had nothing to eat, so He was very hungry. The campers read it from their Bibles. Satan said, "If thou be the Son of God command this stone that it be made bread" (Luke 4:3). Satan tempted the Lord Jesus to do what he wanted Him to do.

The Bible teacher explained that the stones may have looked like buns. Jesus could have picked one up and turned it into bread in His hands. He had great power; but the Lord Jesus did not give in to Satan's trick, even though He was very hungry. He used the sword of the Spirit. The campers read, "And Jesus answered him saying, 'It is written, Man shall not live by bread alone, but by every word . . . of God'" (Matthew 4:4).

Satan tried two more times to get Jesus to do what he wanted Him to do. But each time, the Lord Jesus Christ, the perfect Son of God, used the sword of the Spirit—verses from God's Word—

and the devil left Him.

Brian thought about the knife. He had wanted it that day in the store more than he had wanted to please God. He had wanted it so badly that he stole to get it. It seemed that he had to have the knife before camp, but he had not used it one time. He didn't even feel like using it because he knew that he had disobeyed God. He kept asking himself, *What could I have done when I was tempted to take the knife?* Brian thought about that for a long time. He was sure his counselor, Mr. Gene, would understand.

After Brian told his story, the counselor asked a surprising question.

"Brian, how could you have used *God's armor* and refused to sin?" Brian wasn't sure, so Mr. Gene continued. "When you listened to the wrong thoughts Doug whispered to you, what armor did you fail to use?"

(Remove parts as you speak of them)

"I guess it was the helmet of salvation. Then I didn't use the belt of truth or the breastplate of right doing," Brian answered. "I lied and I did wrong."

How did Brian lie? (Pretended before his mother that the knife cost \$1.50.) How did he do wrong? (Left the store without paying.)

His counselor nodded. "And you did not trust God by using the shield of faith."

(Place straight arrow after removing shield, leaving soldier unprotected)

"The devil's arrow of 'that knife is more important than anything' went straight to your heart. Then, of course, you did not use the sword of the Spirit—the Word of God—so the Holy Spirit could send the devil away from you. Now, let's think what you could have done."

Brian listened carefully. Mr. Gene opened his Bible and explained that in many, many places throughout the Bible it says God is right beside us to help us.

(Place picture of Christ)

"It is the Lord Jesus Himself who gives you strength to stand against Satan's tricks" (Ephesians 6:10). Mr. Gene pointed to a verse in his Bible, Hebrews 13:5, Brian read, ". . . I will never leave thee nor forsake thee."

Brian was thoughtful. "I know that verse," he said. "I learned it the day I received the Lord Jesus as my Saviour. I said a word for each finger of my hand, 'I will never leave Brian.' I know Jesus said He would never go away. But, I never thought about Jesus being with me to help me do right."

"How can you let Him know you want His help?" the counselor asked.

"By praying?" Brian questioned.

Mr. Gene smiled, and turned the pages of his Bible to Ephesians 6, the very place where Brian had learned about the armor. He placed his finger under verse 18, and Brian read, "Praying always . . ."

⑤ "Now, let's think back to the time you took the knife and see how you could have used the armor of God to win over Satan.

(Replace helmet)

When Satan tempted you to steal the knife, instead of listening to Doug, you could have thought, "What would God want me to do?" "

(Replace breastplate, belt and sword)

"How could you have used the Word of God, the sword of the Spirit, against Satan?"

Brian's eyes were shining. He was eager to answer that. "God says in the Bible, 'Thou shalt not steal' " (Exodus 20:15).

"That's right," his counselor friend answered. "And knowing that stealing the knife would not be truthful or right, you could have used the shield of faith. Can you think how you could have done that?"

(Replace shield)

"I could have believed the Lord Jesus was right there to help me and trusted Him to do it. I could have prayed, too, and asked the Lord to help me do right and not steal the knife."

Brian had learned his lesson well. He knew now that he would never use that knife. There would be some "fixing up" to do with Joe's Sporting Goods when he got home. He would return the knife and tell the owner what he had done. He must confess his sin to his parents . . . but first he confessed his sins to God and asked God to help him tell Doug what the Lord Jesus meant to him.

(Remove helmet)

Unless you have received the Lord Jesus as your Saviour from sin, you have no helmet of salvation, and you have no protection against Satan. Your sin still separates you from God. But the Lord Jesus took your punishment for sin so He could give you His righteousness (2 Corinthians 5:21). Jesus wants to save you now. "Believe on the Lord Jesus Christ and thou shalt be saved . . ." (Acts 16:31).

(Replace helmet)

You may pray quietly in your heart and ask the Lord Jesus to save you now. You can use words like these, "Dear Lord Jesus, I know I am a sinner. I believe You died for my sins and rose again. Come into my heart and forgive me. Thank You for saving me. Amen."

If you have asked the Lord Jesus to come into your heart and would like to talk with me about it, or ask questions about it, you can come to me after the club is over. However, if you have still not asked the Lord Jesus to be your Saviour and are not sure how to, why not come and meet with me. (Designate place and time, either immediately or after the meeting.) I would be glad to show you from the Bible how you can receive the Lord Jesus. *(Consult helps in leading a child to Christ.)*

If you already know the Lord Jesus as your Saviour from sin, ask God to remind you that Jesus is with you when Satan tempts you to sin. If you have sinned and know things are not right between you and God, confess your sin. God has promised to forgive you. Jesus is our protection against Satan. Let's put on the whole armor of God. (Take time for prayer.)

Review

Armor Review

Hold up each piece of the armor, allowing the children who can name them correctly to place them on the flannelboard until the Christian soldier is complete.

Lesson Review

Using the figures of the Christian soldier, make two construction paper silhouettes of each piece. (A variety of colors will be appealing.) Divide your class into two teams. Alternate questions between the teams. When a person answers correctly, he may choose a piece of armor to place on the flannelboard. If he can give the complete title of the armor, that is, "breastplate of righteousness," he will get five bonus points for his team. Ten points are given for each piece of armor placed on the board. When the first Christian soldier is completed, the contest ends. Choose from these questions . . .

1. What does God give us to stand against the tricks of the devil? (A suit of armor.)
2. Is one piece of armor enough to stand against the devil? (No, we must put on the *whole* armor of God.)
3. Why did Brian feel guilty about taking the knife? (Because he belonged to the Lord Jesus and Brian knew He was not pleased.)
4. Did Brian lie to his mother about buying the knife? (Yes, even though he did not say it, he was acting a lie.)
5. Why is it easy to sin and hard to do right? (The devil is like a roaring lion who tries to make us do wrong.)
6. Who is the armor of God for? (For every Christian.)
7. Who can we always count on to tell us the truth? (God.)
8. Who are we pleasing when we do not tell the truth? (Satan.)
9. How can we put on the breastplate of righteousness? (By choosing to do right.)
10. How do we know that our sins are forgiven? (Because the Lord Jesus paid for them and promised that we would belong to Him forever.)
11. How can you stop Satan's arrows of doubt? (By believing God's Word.)
12. Why do we have to be careful of the thoughts that we think? (Because when we think about something for a while, then we will do it.)
13. What did the Lord Jesus use to turn Satan away from Him? (Verses from God's Word.)
14. Can we use our armor all by ourselves? (No, the Lord Jesus gives us strength to stand against Satan.)
15. How can we receive Jesus' help against Satan? (By praying and trusting Him to give us strength.)
16. What does God say in the Bible about stealing? (Thou shalt not steal.)
17. What piece of armor do we use when we tell the truth? (The belt of truth.)
18. What piece of armor do we use when we trust God's promises? (The shield of faith.)
19. What piece of armor do we use when we do the right thing? (The breastplate of righteousness.)
20. What piece of armor do we use when we say verses from the Bible to turn Satan away? (The sword of the Spirit.)
21. What piece of armor do we use when we remember that Jesus paid for our sins and we can stand firm against Satan? (The shoes of the Gospel of peace.)
22. What piece of armor do we use when we choose to think right thoughts? (The helmet of salvation.)
23. Even though the Lord Jesus is always with us, what do we always need to do in times of temptation? (Pray.)
24. Along with confessing his sin to God and his parents, what did Brian need to do? (Return the knife he had stolen.)

Take-home Application

Introduce the children to *Daily Bread for Girls and Boys, Number 11, "We're Finding What God Wants Us to Do,"* showing them how to use the booklet. Encourage its daily use with a discussion from the first nine Hide and Seek verses. Ask the children which pieces of the armor these verses remind them of. This will provide some insight into their comprehension of Bible truths. At your next meeting discuss how Mindy and Max used the truths from the Word of God in a practical way. Recognize those children who remembered to use the Daily Bread booklet during the week.

1½ HOUR CLASS—Teaching Activities

In addition to the above hour, these activities may be used to reinforce learning as time permits.

10 minutes—Divide group into two teams. Group number one—make a list that would put wrong thoughts into your mind. (Reading bad books, watching bad TV programs, going to bad movies, having friends who talk dirty.)

Group number two—make a list of things that you could do to put right thoughts into your mind. (Memorize God's Word, talk with people who love the Lord Jesus, read good books, listen to music about God.)

20 minutes—From flannelgraph figure number six, make sword patterns for the children to use. Have each one make five construction-paper swords and print the following commands on them:

- Do not steal (Ephesians 4:28)
- Do not lie (Ephesians 4:25)
- Do not say dirty things (Ephesians 4:29)
- Obey your parents (Ephesians 6:1)
- Be kind to those who are mean to you (Romans 12:14, 20)

Encourage your students to use at least one of these swords during the coming week and allow time in the following session for them to share how God helped them stand against Satan.

Alternate 20 minutes—Have each child make a colorful poster of a Christian soldier and print Hebrews 13:5 at the bottom as a reminder to call upon the Lord in times of temptation. Have them write the titles of the armor beside each piece.

THE CHRISTIAN SOLDIER

A. P. G. ALFRED P. GIBBS
Harmonized by ELIZABETH HAYES

O fight the good fight like a sol - dier, Put on the whole
ar - mor of God, The belt and the breast plate and
hel - met, The shoes and the shield and the sword; Then pray as you
fight 'neath His ban - ner, And stand 'gainst the wiles of the foe, The
Sav - iour the vic - t'ry will give you, And be with you wher - e'er you go!

Copyright © 1931, Renewal 1958, Truth & Praise, Inc., owner.
All rights reserved. Used by permission.